

All dimensions are in mm

**Interface**

According to RN\_108-04

**Documents**

PCB layout MB\_604  
Tape & Reel packaging tbd

**Material and plating**

**Connector parts**

Center contact	Material	Bronze
- Interface		
- PCB		
Outer contact (Interface)	Material	Bronze
Outer contact (PCB)	Material	Zinc alloy
Outer contact sheet	Material	Bronze
Dielectric	Material	LCP
Housing	Material	HTN

**Plating**

Gold, min 0,15  $\mu$ m, over nickel  
Tin, min. 0,5  $\mu$ m, over nickel  
Tin, min. 1,5  $\mu$ m  
Tin, min. 2  $\mu$ m  
Tin, min. 3  $\mu$ m

**Preliminary**

Dieses Dokument ist urheberrechtlich geschützt • This document is protected by copyright • Rosenberger Hochfrequenztechnik GmbH & Co. KG

RF\_35/09.14/6.2

**Electrical data**

Impedance	50 Ω
Frequency	DC to 9 GHz
Return loss	≥ 25 dB, DC to ≤ 3 GHz ≥ 20 dB, > 3 GHz to ≤ 6 GHz ≥ 12 dB, > 6 GHz to ≤ 9 GHz
Insertion loss	≤ 0.1 x √f(GHz) dB
Insulation resistance	≥ 1x10 <sup>3</sup> MΩ
Center contact resistance	≤ 15 mΩ
Outer contact resistance	≤ 5 mΩ
Test voltage	≤ 800 V rms
Working voltage	≤ 60 V
Power current	≤ 1 A DC
Cross talk (optional)	≤ -60 dB up to 10 GHz

- Connector only, VSWR in application depends decisive on PCB layout -

**Mechanical data**

Mating cycles	≥ 25
Engagement force	≤ 45 N*
Disengagement force	≥ 5 N
Retention force latch	≥ 110 N
Coding efficiency	≥ 150 N

\* according to USCAR 25 Rev. 3 and the tests specified in USCAR 17 Rev.5 TG-G

**Environmental data**

Temperature range	-40 °C to +105 °C
Thermal shock	ISO 20860-2 clause 9.2
Temperature and humidity	ISO 20860-2 clause 9.3
Vibration and mechanical shock	ISO 20860-2 clause 9.1
Dry heat	ISO 20860-2 clause 9.4
Soldering profile	acc. to IEC 60068-2-58; Group 3 (250 °C / 30 s)
RoHS	compliant

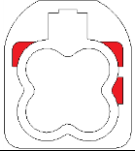
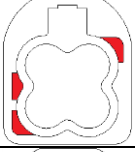
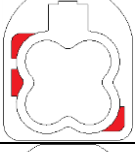
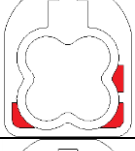
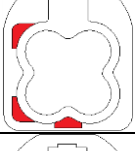
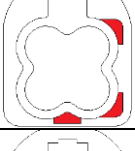

**Packing**

Standard	tbd pcs in tape & reel
Weight	7.63 g

**Preliminary**

**Coding**

Part number has to be accomplished by codification

Coding		Color	RAL	Part-Number-RT
	A	black	sim. 9005	AMS2LD-40MZ5-A
	B	white	sim. 9010	AMS2LD-40MZ5-B
	C	blue	sim. 5012	AMS2LD-40MZ5-C
	D	claret violet	sim. 4004	AMS2LD-40MZ5-D
	E	green	sim. 6017	AMS2LD-40MZ5-E
	F	brown	sim. 8011	AMS2LD-40MZ5-F
	Z	waterblue	sim. 5021	AMS2LD-40MZ5-Z

**Preliminary**

While the information has been carefully compiled to the best of our knowledge, nothing is intended as representation or warranty on our part and no statement herein shall be construed as recommendation to infringe existing patents. In the effort to improve our products, we reserve the right to make changes judged to be necessary.

Draft	Date	Approved	Date	Rev.	Engineering change number	Name	Date
M. Mamou	29.04.19	F. Bachmeier	24.06.21	300	21-0885	L. Türk	24.06.21

Rosenberger Hochfrequenztechnik GmbH & Co. KG P.O.Box 1260 D-84526 Tittmoning Germany <a href="http://www.rosenberger.de">www.rosenberger.de</a>					Tel. : +49 8684 18-0 Email : <a href="mailto:info@rosenberger.de">info@rosenberger.de</a>		Page 3 / 3
--	--	--	--	--	--	--	---------------