

All dimensions are in mm

Interface

According to RN_108-01

Documents

Assembly instruction MA_AMV010

Material and plating

Connector parts

- Center contact 1 (Interface)
- Center contact 2 (Cable)
- Contact sleeve
- Outer contact
- Dielectric
- Crimping sleeve
- Cover
- Housing
- Secondary lock

Material

- Spring bronze
- Spring bronze
- Spring bronze
- Brass
- PA12-GB30
- Spring bronze
- Alpacca
- PBT-GF20
- PBT-GF20

Plating

- Gold, min. 0.15 µm, over chemical nickel
- Gold, min. 0.15 µm, over chemical nickel
- Tin, 1.5-3 µm
- Nickel, 3-6 µm
- Tin, 1.5-3 µm

Preliminary

Dieses Dokument ist urheberrechtlich geschützt • This document is protected by copyright • Rosenberger Hochfrequenztechnik GmbH & Co. KG

RF_35/09_14/6.2

Electrical data

Impedance	50 Ω
Frequency	DC to 9 GHz
Return loss	≥ 20 dB, DC to 3 GHz ≥ 15 dB, DC to 6 GHz ≥ 12 dB, DC to 9 GHz
Insertion loss	≤ 0.1 x $\sqrt{f(\text{GHz})}$ dB
Insulation resistance	≥ 1x10 ³ MΩ
Center contact resistance	≤ 15 mΩ
Outer contact resistance	≤ 5 mΩ
Test voltage	≤ 800 V rms
Working voltage	≤ 60 V DC
Power current	≤ 1 A DC
RF-leakage (optional)	≤ -60 dB up to 10 GHz

- Limitations are possible due to the used cable type -

Mechanical data

Mating cycles	≥ 25
Engagement force	≤ 15 N
Disengagement force	≥ 2 N
Retention force latch	≥ 110 N
Coding efficiency	≥ 150 N

Environmental data

Temperature range	-40°C to +105°C
Thermal shock	DIN 72594-2 clause 8.2
Temperature and humidity	DIN 72594-2 clause 8.3
Vibration and mechanical shock	DIN 72594-2 clause 8.1
Dry heat	DIN 72594-2 clause 8.4
RoHS	compliant

- Limitations are possible due to the used cable type -

Tooling

Crimp dimension acc. to assembly instruction

Suitable cables

Dacar 462, Dacar 462-2, Dacar 140

Packing

Standard (optional)	tbd
Weight	tbd












Preliminary

Dieses Dokument ist urheberrechtlich geschützt • This document is protected by copyright • Rosenberger Hochfrequenztechnik GmbH & Co. KG

RF_35/09.14/6.2

Coding

Part Number has to be accomplished by codification

Coding	Color	RAL	Part-Number-RT
 A	black	sim. 9005	AMK20A-102Z5-A
 B	white	sim. 9010	AMK20A-102Z5-B
 C	blue	sim. 5012	AMK20A-102Z5-C
 D	bordeauxviolet	sim. 4004	AMK20A-102Z5-D
 E	green	sim. 6017	AMK20A-102Z5-E
 F	brown	sim. 8011	AMK20A-102Z5-F
 G	grey	sim. 7036	AMK20A-102Z5-G
 H	light pink	sim. 3015	AMK20A-102Z5-H
 J	beige	sim. 1001	AMK20A-102Z5-J
 K	curry	sim. 1027	AMK20A-102Z5-K
 Z	waterblue	sim. 5021	AMK20A-102Z5-Z
	traffic purple	sim. 4006	secondary lock

Preliminary

While the information has been carefully compiled to the best of our knowledge, nothing is intended as representation or warranty on our part and no statement herein shall be construed as recommendation to infringe existing patents. In the effort to improve our products, we reserve the right to make changes judged to be necessary.

Draft	Date	Approved	Date	Rev.	Engineering change number	Name	Date
A.Godow	22.06.17	T. Miedl	10.08.20	200	20-m611	C. Bott	10.08.20

Rosenberger Hochfrequenztechnik GmbH & Co. KG P.O.Box 1260 D-84526 Tittmoning Germany www.rosenberger.de	Tel. : +49 8684 18-0 Email : info@rosenberger.de	Page 3 / 3
--	--	---------------