

All dimensions are in mm

Interface

According to RN_108-04

Documents

Assembly instruction MA_AMV003

Material and plating

Connector parts

Center contact

- Interface

- Crimp area

Outer contact (Contact part)

Outer contact (Crimp part)

Dielectric

Crimping sleeve

Housing

Secondary lock

Material

Spring bronze

Spring bronze

Stainless steel

PA12-GB30

Stainless steel

PBT-GF20

PBT-GF20

Plating

Gold, min. 0.15 µm, over chemical nickel

Tin, min. 1 µm, over chemical nickel

Tin, 1.5-3 µm

Tin, 1.5-3 µm

none

Electrical data

Impedance	50 Ω
Frequency	DC to 15 GHz
Return loss	≥ 25 dB, DC to ≤3 GHz ≥ 20 dB, >3 GHz to ≤6 GHz ≥ 15 dB, >6 GHz to ≤12 GHz ≥ 12 dB, >12 GHz to ≤15 GHz
Insertion loss	≤ 0.1 x √f(GHz) dB
Insulation resistance	≥ 1x10 ³ MΩ
Center contact resistance	≤ 15 mΩ
Outer contact resistance	≤ 5 mΩ
Test voltage	≤ 800 V rms
Working voltage	≤ 60 V DC
Power current	≤ 1 A DC

- Limitations are possible due to the used cable type -
- Measurement procedure according to RN_107-1 -

Mechanical data

Mating cycles	≥ 25
Engagement force	≤ 45 N*
Disengagement force	≥ 5 N
Retention force latch	≥ 110 N
Retention force primary lock	≥ 80 N
Retention force secondary lock	≥ 80 N
Coding efficiency	≥ 200 N

* according to USCAR 25 Rev. 3 and the tests specified in USCAR 17 Rev.5 TG-G

Environmental data

Temperature range	-40°C to +105°C
Thermal shock	ISO 20860-2 clause 9.2
Temperature and humidity	ISO 20860-2 clause 9.3
Vibration and mechanical shock	ISO 20860-2 clause 9.1
Dry heat	ISO 20860-2 clause 9.4
RoHS	compliant

- Limitations are possible due to the used cable type -

Tooling

Crimp dimension acc. to assembly instruction

Series tool:

Crimping applicator (AMK12A-1M4/90)	11WR024_A
Crimping applicator (AMK12A-1M4/21)	11WB013_A
Crimping applicator (AMK12A-1M4/41)	11WS001_A

Hand tool:

Crimping applicator	AMW001-SET
---------------------	------------

Dieses Dokument ist urheberrechtlich geschützt • This document is protected by copyright • Rosenberger Hochfrequenztechnik GmbH & Co. KG
RF_35/09.14/6.2

Technical Data Sheet

Rosenberger

HFM®
High-Speed FAKRA
Mini

**STRAIGHT JACK
w. HOUSING**

AMK12D-1M4Z5-Y

Suitable cables

Cable type

Dacar 302, Dacar 302-3, G&G 59998

Packing

Standard (optional)

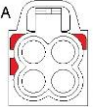
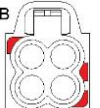
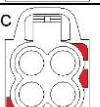
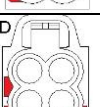
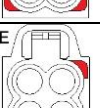
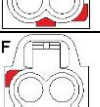
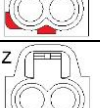
N/A

Weight

3.95 g / pce

Coding

Part Number must be accomplished by codification

Coding	Color	RAL	Part-Number-RT
 A	black	sim. 9005	AMK12D-1M4Z5-A
 B	white	sim. 9010	AMK12D-1M4Z5-B
 C	blue	sim. 5012	AMK12D-1M4Z5-C
 D	bordeauxviolet	sim. 4004	AMK12D-1M4Z5-D
 E	green	sim. 6017	AMK12D-1M4Z5-E
 F	brown	sim. 8011	AMK12D-1M4Z5-F
 Z	waterblue	sim. 5021	AMK12D-1M4Z5-Z
	traffic purple	sim. 4006	secondary lock

While the information has been carefully compiled to the best of our knowledge, nothing is intended as representation or warranty on our part and no statement herein shall be construed as recommendation to infringe existing patents. In the effort to improve our products, we reserve the right to make changes judged to be necessary.

Draft	Date	Approved	Date	Rev.	Engineering change number	Name	Date
N. Seidel	07.03.16	C. Anfang	15.10.19	700	19-1823	C. Bott	15.10.19

Rosenberger Hochfrequenztechnik GmbH & Co. KG
P.O.Box 1260 D-84526 Tittmoning Germany
www.rosenberger.de

Tel. : +49 8684 18-0
Email : info@rosenberger.de

Page

3 / 3