

All dimensions are in mm; tolerances according to ISO 2768 m-H
 Y = Part number has to be accomplished by codification

Interface

According to DIN 72594-1

Documents

Assembly instruction MA_59V068

Material and plating

Connector parts

- Center contact
- Outer contact
- Dielectric
- Crimping ferrule
- Housing
- Sheet metal

Material

- Spring bronze
- Brass
- PA 12
- Copper
- PA 6T/66
- Steel

Plating

- Gold, min. 0.8 µm, over chemical nickel
- Nickel, 2.5-5 µm
- Nickel, 2.5-5 µm
- Pre - tinned

Electrical data

Impedance	50 Ω
Frequency	DC to 6 GHz
Return loss	≥ 30 dB, DC to 1 GHz ≥ 24 dB, DC to 3 GHz ≥ 15 dB, DC to 6 GHz
Insertion loss	≤ 0.1 x $\sqrt{f(\text{GHz})}$ dB
Insulation resistance	≥ 1x10 ³ MΩ
Center contact resistance	≤ 5 mΩ
Outer contact resistance	≤ 5 mΩ
Test voltage	750 V rms
Working voltage	335 V rms
Power current	≤ 1 A DC
RF-leakage	≥ 65 dB up to 1 GHz

- Limitations are possible due to the used cable type -

Mechanical data

Mating cycles	≥ 25
Engagement force	≤ 25 N
Disengagement force	≥ 2 N
Retention force latch	≥ 110 N
Coding efficiency	≥ 40 N

Environmental data

Temperature range	-40°C to +85°C / 105°C
Thermal shock	DIN 72594-2 clause 6.2
Temperature and humidity	DIN 72594-2 clause 6.3
Vibration and mechanical shock	DIN 72594-2 clause 6.1
Dry heat	DIN 72594-2 clause 6.4
2002/95/EC (RoHS)	compliant

- Limitations are possible due to the used cable type -

Tooling

Crimping tool	11W150-000
Crimp insert outer contact	11W150-302
Crimp insert center contact	11W161-800















Suitable cables

Cable type	RG 174
------------	--------

Packing

Standard	500 pcs in box
Weight	5.17 g/pce

Coding

Coding	Color	RAL	Part-Number
 A	black	sim. 9005	59S50E-102A4_A
 B	white	sim. 9001	59S50E-102A4_B
 C	blue	sim. 5005	59S50E-102A4_C
 D	bordeauxviolet	sim. 4004	59S50E-102A4_D
 E	green	sim. 6002	59S50E-102A4_E
 F	brown	sim. 8011	59S50E-102A4_F
 G	grey	sim. 7031	59S50E-102A4_G
 H	violet	sim. 4003	59S50E-102A4_H
 I	beige	sim. 1001	59S50E-102A4_I
 K	curry	sim. 1027	59S50E-102A4_K
 L	carmine red	sim. 3002	59S50E-102A4_L
 M	pastel orange	sim. 2003	59S50E-102A4_M
 N	pastel green	sim. 6019	59S50E-102A4_N
 Z	waterblue	sim. 5021	59S50E-102A4_Z

While the information has been carefully compiled to the best of our knowledge, nothing is intended as representation or warranty on our part and no statement herein shall be construed as recommendation to infringe existing patents. In the effort to improve our products, we reserve the right to make changes judged to be necessary.

Draft	Date	Approved	Date	Rev.	Engineering change number	Name	Date
Denis Oberhöller	30/09/05	Thomas Höfling	04/02/08	c00	07-0876	Uwe Winkler	18/01/08
Rosenberger Hochfrequenztechnik GmbH & Co. KG P.O.Box 1260 D-84526 Tittmoning Germany www.rosenberger.de					Tel.: +49 8684 18-0 Fax: +49 8684 18-499 email: info@rosenberger.de		Page 3 / 3